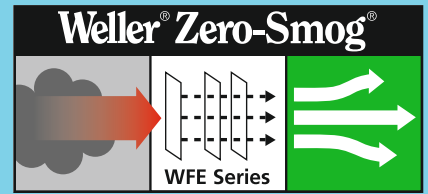


Fume Extraction





100 % Air cleaning



Zero-Smog

- The Weller Zero-Smog Systems put an end to air pollution caused by soldering, adhesives and laser work. In all of these applications fumes or fine particles are released into the work place atmosphere which are hazardous to staff exposed to them. The Weller Zero-Smog Systems' combination of pumps, electronic controls and filters removes this hazard.

Tip Extraction

- Weller® FE (Fume Extraction) soldering irons have a smoke tube integrated into the handle. When soldering the tube is positioned directly above the joint and collects any fumes produced. Fume extraction attachments can be retro fitted to non fume extraction Weller® soldering irons.
- Less investment per work place
- Collect pollution direct at source
- Up to 20 collection points with one system (200 m apart)
- Ergonomic friendly with easy access to work piece
- No noise
- Minimal air movement

Volume Extraction

- More suitable for applications involving, for example, solder baths, hot air soldering, micro solders and gluing work. Weller® offers various mobile systems that purify the air at up to a maximum of 8 workplaces.
- Larger areas can be covered
- Low maintenance
- Mobile
- Quick & easy installation
- Economic for 1 to 8 work places
- Remote control

Fume Extraction

Zero-Smog

Zero-Smog

The Weller Zero-Smog Systems put an end to air pollution caused by soldering, adhesives and laser work. In all of these applications fumes or fine particles are released into the work place atmosphere which are hazardous to staff exposed to them. The Weller Zero-Smog Systems' combination of pumps, electronic controls and filters removes this hazard.

Tip Extraction

Weller FE soldering irons have an integral smoke tube mounted in the handle. It is positioned directly above the joint during the soldering process to collect any fumes generated. Fume extraction irons can be connected to Weller Zero-Smog Systems WFE and WFE P bench mounted units driving up to 2 irons or WFE 20D mobile unit driving up to 20 irons. Fume extraction attachments can be retro fitted to non fume extraction Weller soldering irons.

Extraction Units



Order No.	Model	Description
005 36 402 99	WFE	Portable fume extraction unit for tip suction, compressed air operated <ul style="list-style-type: none"> • Height x Diameter 200 x 140 mm • Weight 2,7 kg • Operating pressure 3,5–6 bar • Air consumption 30 l/min • Sound level 39 db (A) at 1 m distance • Max. vacuum 20.000 Pa • Max. capacity 2 FE irons
	consists of:	Fume extraction unit Compressed air cleaning filter Compact filter (HEPA filter H13 + wide band gas filter 50 % active carbon / 50 % Puratex) Fine dust filter F 7



Order No.	Model	Description
005 36 386 99	WFE P	Portable fume extraction unit 230 V / 50 Hz, for tip suction with built in pump <ul style="list-style-type: none"> • Vacuum pump with 2 power stages for higher extraction performance • Height x Diameter 295 x 140 mm • Weight 4 kg • Power input 70 W • Sound level 40 db (A) at 1 m distance • Max. vacuum 30.000 Pa • Max. capacity 2 FE irons • Not for long term usage 24h • Should be used with KHE safety rest (005 15 083 99)
	consists of:	Fume extraction unit 230 V / 50 Hz Compact filter (HEPA filter H13 + wide band gas filter 50 % active carbon / 50 % Puratex) Fine dust filter F 7

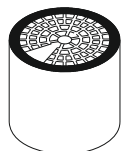
Fume Extraction

Tip Extraction Units + FE Irons

Spare filter for WFE + WFE P



Order No.	Description	For
005 87 357 57	Compressed air cleaning filter (for WFE only)	WFE



005 36 410 99	Compact filter (HEPA filter H13 + wide band gas filter 50 % active carbon / 50 % Puratex)	WFE / WFE P
---------------	---	-------------

005 36 407 99	Compact filter (HEPA filter H13 + wide band gas filter 100 % active carbon)	WFE / WFE P
---------------	---	-------------



005 36 412 99	Fine dust filter F 7 (3 pcs.)	WFE / WFE P
---------------	-------------------------------	-------------

Order No.	Model	Description
-----------	-------	-------------

005 36 476 99	WFE 20D	Fume extraction unit 230 V / 50 Hz, for tip suction with built in turbine
---------------	---------	--



- Electronically controlled turbine
- Two selectable operating modes
- Electronic filter check (LED)
- Electronic filter operation status display
- Interface RS 232 for optional remote control
- Dimensions 450 x 450 x 695 mm (L x W x H)
- Weight 45 kg
- Power input 630 VA
- Sound level 51db (A) at 1 m distance
- Max. vacuum 12.000 Pa
- Max. delivery rate 100 m³/h
- Max. capacity 20 FE irons

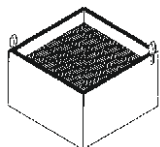
consists of:

Fume extraction unit 230 V / 50 Hz
 Compact filter (HEPA filter H13 + wide band gas filter 50 % active carbon / 50 % Puratex)
 Fine dust filter F 5

Spare filter for WFE 20D



Order No.	Description
005 87 358 37	Fine dust filter F 5
005 87 358 36	Fine dust filter F 7



005 87 358 38	Compact filter (HEPA filter H13 + wide band gas filter 50 % active carbon / 50 % Puratex)
---------------	---

Fume Extraction

Tip Extraction Units + FE Irons

FE Soldering Irons

Weller FE soldering irons are specifically designed for tip extraction applications. The smoke tube is integral with the handle and is normally placed over the joint when soldering but can be retracted when access to the joint is a problem or removed for cleaning. The irons are temperature controlled, ergonomic and allow precise handling. The electronic controlled irons can be driven from any PU /PUD series power unit compatible with the rating of the iron or any rework station. FE 50M irons can only be driven from the P51 power unit. The range of iron power ratings and the extensive range of solder tips mean that there is an iron to suit all applications. The FE irons are supplied with a 5 mm-dia. burn proof hose 2.5 m long, all handles, leads and hoses are ESD safe.



Soldering Tips: see page 87 / 97

Order No.	Model	Description
005 33 150 99	FE 50 Set	FE Soldering iron set 50 W / 24 V
consists of:		
005 25 153 99	FE 50	FE Soldering iron 50 W / 24 V with ET-LT adapter and LTB tip
005 15 020 99	KH 20	Safety rest
005 50 050 99		Funnel for FE 50 / FE 50M
005 25 409 99		Cleaning brush for FE tube



Soldering Tips: see page 87 / 101

Order No.	Model	Description
005 32 152 99	FE 50M	FE Soldering iron 50 W / 24 V
consists of:		
	FE 50M	FE Soldering iron 50 W / 24 V Magnastat controlled controlled with PT-LT adapter and LTB tip
005 50 050 99		Funnel for FE 50 / FE 50M
005 25 409 99		Cleaning brush for FE tube



Soldering Tips: see page 87

Order No.	Model	Description
005 33 151 99	FE 75 Set	FE Soldering iron set 80 W / 24 V
consists of:		
005 29 166 99	FE 75	FE Soldering iron 80 W / 24 V with soldering tip LT B
005 15 020 99	KH 20	Safety rest
005 87 447 28		Funnel for FE 75
005 25 409 99		Cleaning brush for FE tube



Soldering Tips: see page 96

Order No.	Model	Description
005 26 162 99	FE 80	FE Soldering iron 80 W / 24 V
consists of:		
	FE 80	FE Soldering iron 80 W / 24 V with soldering tip HT B
005 87 337 58		Funnel for FE 80
005 25 409 99		Cleaning brush for FE tube

Fume Extraction

Tip Extraction Units + FE Irons

FE attachments

A range of FE attachments is available to fit to Weller soldering and desoldering irons to convert standard products to fume extraction versions. The attachments are supplied with all necessary fittings and hoses. The performance of the retro fitted tools is not affected.

Order No.	Description
005 25 125 99	FE Attachment for LR 21, LR 82, TCPS; W 61, W 101, WSP 150, WP 200 for safety rest AK 1
005 28 126 99	FE Attachment for WSF 80D5/8
005 13 125 99	FE Attachment for DS 22, DS 80 and DSX 80 desoldering iron



Accessory for FE Irons

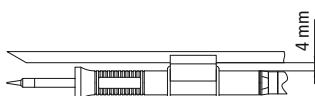
Order No.	Description
005 36 352 99	Locking clip for extraction hose
005 25 410 00	Extraction hose (spare), by metre



Universal FE attachments

For Weller soldering irons WP 80, WSP 80; WMP, MLR 21 or soldering irons **with handle diameter Ø 10–13 mm**. Clip will be fasten with an O-ring to the soldering iron.

Order No.	Description
005 29 186 99	FE Attachment with tube, Ø 6 mm for WSP 80, WP 80, MLR 21, MLR 80, WMP
005 29 185 99	FE Attachment with tube, Ø 4,5 mm, for WMRP and WSP 80, WP 80, MLR 21, MLR 80, WMP, for fine soldering applications
005 87 448 75	FE-Clip-Set for FE-attachment, tube Ø 4,5 mm
005 87 448 76	FE-Clip-Set for FE-attachment, tube Ø 6,0 mm
005 15 156 99 WDH 50	Safety rest with Stop+Go function for WMRP iron with FE Attachment



Fume Extraction

Tip Extraction Units + FE Irons



Cord support

The cord support keeps the cord of the soldering iron out of the direct working area. This allows an easy handling of the soldering iron. Especially recommended for use with FE soldering irons.

Order No.	Description
005 15 065 99	Cord support for AK 20
005 15 066 99	Cord support for KH 20 / 23

Safety Rests for FE Irons

Order No.	Model	Description
005 15 030 99	AK 20	Safety rest for FE 50, FE 50M, FE 75 and FE 80, for LR 21, LR 82 and TCP S with FE attachment

005 15 020 99	KH 20	Safety rest for FE 50, FE 50M, FE 75 and FE 80
---------------	-------	--

005 15 023 99	KH 23	Safety rest for FE 25
---------------	-------	-----------------------

005 15 140 99	WPH 80	Safety rest for WSP 80FE, for MLR 21 with FE attachment
---------------	--------	---



Fume Extraction

Tip Extraction Units + FE Irons

Safety Rests with Stop+Go function for FE Irons with WFE or WFE P

The Weller safety rests with Stop + Go function are recommended accessories for FE irons using the WFE or WFE P extraction units. A fibre optic sensor switches the extraction unit on when the FE iron is removed from the safety rest and when the FE iron is replaced in the safety rest, after a short delay to gather the fumes from any solder on the tip it switches the unit off. This reduces running costs.

Order No.	Model	Description
	005 15 086 99 KHP	Basic unit pneumatic (for WFE) safety rest with Stop+Go function with fibre optic sensor for FE 25, FE 50, FE 50M, FE 75 and FE 80
	005 15 076 99 KHE	Basic unit electric (for WFE P) safety rest with Stop+Go function with fibre optic sensor for FE 25, FE 50, FE 50M, FE 75 and FE 80
	005 15 080 99 KHE/P	Second safety rest with fibre optic sensor for extending to 2 workplaces for FE 25, FE 50, FE 50M, FE 75 and FE 80
	005 15 168 99 KHP 81	Basic unit pneumatic (for WFE) safety rest with Stop+Go function with fibre optic sensor for WSP 80FE consists of: 005 151 61 72 WDH 10 Safety rest 005 873 58 18 Control unit pneumatic
	005 15 167 99 KHE 81	Basic unit electric (for WFE P) safety rest with Stop+Go function with fibre optic sensor for WSP 80FE consists of: 005 151 61 72 WDH 10 Safety rest 005 873 58 19 Control unit electric
	005 15 161 72 KHE 81 / P 81	Second safety rest with fibre optic sensor for extending to 2 workplaces for WSP 80 FE

Fume Extraction

Tip Extraction Units + FE Irons

Accessory for Tip Extraction



Order No.	Description
005 36 316 99	Extraction hose 40, 1 m, Ø 40 mm, complete with 2 connecting elements



005 36 414 00	Extraction hose 40, Ø 40 mm without connecting elements, sold by metre
---------------	--



005 36 415 99	Connection element 40-50
---------------	--------------------------



005 36 326 99	Extension hose DN 17 / 13 x 3 mm, 5 m
---------------	---------------------------------------



005 87 358 65	Connection nipple for extension hose 17
---------------	---

005 87 358 66	Nut G 3/8" for connection nipple
---------------	----------------------------------



005 36 343 99	Adapter 17 for connection extension hose 17 with 5 mm hose of FE iron
---------------	---



005 36 338 99	Connection nipple for 5 mm hose of FE iron for direct connection to pipe system
---------------	---



005 87 350 50	Connecting elements for connection nipple 005 36 338 99
---------------	---

Installation Options see page 170 – 171

Fume Extraction

Volume Extraction Units + Accessory

Volume Extraction

For applications where volume extraction is more suitable, e.g. solder baths, hot air soldering, micro solders and gluing work, Weller offers the mobile systems WFE 2S and WFE 4S. The units purify the air at upto 8 workplaces. A wide range of accessory is available for each system.

Extraction Units



Order No.	Model	Description
005 36 266 99	WFE 2S	Portable fume extraction unit 230 V / 50 Hz, for volume extraction with built in turbine <ul style="list-style-type: none"> • Speed set by potentiometer • Red/green LED to indicate filter condition • Interface RS 232 for optional remote control • Dimensions 320 x 320 x 395 mm (L x W x H) • Weight 19 kg • Power input 275 VA • Sound level 48db (A) at 1 m distance • Max. vacuum 2.700 Pa • Max. extraction rate 230 m³/h • Max. capacity 4 work places • Standard connection pipe system 50
	consists of:	Fume extraction unit 230 V / 50 Hz Filter (HEPA filter H13 + wide band gas filter 50% active carbon / 50% Puratex) Fine dust filter F 7

Order No.	Model	Description
005 36 466 99	WFE 2S	Portable fume extraction unit 230 V / 50 Hz, for volume extraction with built in turbine with adhesive fume filter Same as WFE 2S, but with adhesive fume filter
	consists of:	Fume extraction unit 230 V / 50 Hz Filter for adhesive fumes (wide band gas filter 50% active carbon / 50% Puratex) Fine dust filter F 7

Spare filter for WFE 2S

Order No.	Description
005 87 359 37	Fine dust filter F5 (10 pieces)
005 87 359 38	Fine dust filter F7 (10 pieces)
005 87 359 36	Compact filter
	consists of:
	HEPA filter H13, wide band gas filter (50 % active carbon, 50 % Puratex)
005 87 358 95	option: Adhesive fume filter (50 % active carbon, 50 % Puratex)

Installation Options see page 170 – 171

Fume Extraction

Volume Extraction Units + Accessory

NEW




Order No.	Model	Description
005 36 436 89	WFE 2Kit1	Portable fume extraction kit 230 V / 50 Hz, for 1 workplace
	consists of:	WFE 2S Fume extraction unit 230 V / 50 Hz Compact filter (HEPA filter H13 + wide band gas filter 50 % active carbon / 50 % Puratex) Fine dust filter F 7
005 36 266 99		WFE 2S Fume extraction unit 230 V / 50/60 Hz
005 36 572 99		KIT 1 WF Sloped 60 for volume extraction
	consists of:	Extraction arm Sloped nozzle Stop valve Bench mounting bracket Extraction hose
005 36 578 99		
005 36 577 99		
005 36 574 99		
005 36 575 99		
005 36 576 99		

NEW



Order No.	Model	Description
005 36 456 89	WFE 2Kit2	Portable fume extraction kit 230 V / 50 Hz, for 2 workplaces
	consists of:	WFE 2S Fume extraction unit 230 V / 50 Hz Compact filter (HEPA filter H13 + wide band gas filter 50 % active carbon / 50 % Puratex) 50 % Puratex) Fine dust filter F 7
005 36 266 99		WFE 2S Fume extraction unit 230 V / 50/60 Hz
2 x 005 36 572 99		KIT 1 WF Sloped 60 for volume extraction
	consists of:	Extraction arm Sloped nozzle Stop valve Bench mounting bracket Extraction hose
2 x 005 36 578 99		
2 x 005 36 577 99		
2 x 005 36 574 99		
2 x 005 36 575 99		
2 x 005 36 576 99		

Spare filter for WFE 2S, WFE 2Kit1 and WFE 2Kit2



Fine dust pre-filter F7

HEPA filter H13 and wide band gas filter

Order No.	Description
005 87 358 84	Fine dust filter F 5 (10 pcs.)
005 87 358 85	Fine dust filter F 7 (10 pcs.)
005 87 358 83	Filter (HEPA filter H13 + wide band gas filter 50 % active carbon / 50 % Puratex)
005 87 358 95	Compact filter for adhesive fumes (wide band gas filter 50 % active carbon / 50 % Puratex)

Fume Extraction

Volume Extraction Units + Accessory

NEW



Order No.	Model	Description
005 36 516 89	WFE 2ES	<p>The integrated economy-filter (HEPA filter H12) is easy to replace.</p> <p>2 workplaces are connectable.</p> <p>Kit will be delivered with one extraction arm.</p> <ul style="list-style-type: none"> • Voltage: 230V / 50 Hz (115 V / 60 Hz) • Dimensions in mm: 320 x 320 x 395 (L x W x H) • Electrical Power: 115 VA • Noise level: 55 db (A) at 1 m distance • Max. pressure: 1800 Pa • Max. airflow: 220 m³/h • Max. capacity: 2 work places • Filter: Fine dust filter F5, HEPA filter H12 (99.5% against particle ca. 0.3 µm) combined with wide gas filter (active carbonate foam)
consists of:		
005 36 506 99		WFE 2ES Fume extraction unit Compact filter, consists of: HEPA filter H12, active carbonate foam, Fine dust pre-filter F5
005 36 571 99		KIT 1 WF Funnel 60 for volume extraction consists of:
005 36 578 99		Extraction arm
005 36 573 99		Funnel nozzle
005 36 574 99		Stop valve
005 36 575 99		Bench mounting bracket
005 36 576 99		Extraction hose


005 36 506 70 WFE 2ES Fume extraction unit with wide band gas filter

Additional extraction arm kits.

Set with 1 extraction arm for upgrading workplaces for WFE2S / 2ES / 4S:


005 36 572 99		KIT 1 WF Sloped 60 for volume extraction consists of:
005 36 578 99		Extraction arm
005 36 577 99		Sloped nozzle
005 36 574 99		Stop valve
005 365 75 99		Bench mounting bracket
005 36 576 99		Extraction hose
005 36 571 99		KIT 1WF Funnel 60 for volume extraction consists of:
005 36 578 99		Extraction arm
005 36 573 99		Funnel nozzle
005 36 574 99		Stop valve
005 36 575 99		Bench mounting bracket
005 36 576 99		Extraction hose

NEW



Spare parts for WFE 2ES

Order No.	Description
005 87 627 03	Fine dust filter F5 for WFE 2ES (10 pcs.)
005 87 627 01	Filterset H12 with 10 pre-filter F5 consists of: HEPA filter H12, wide band gas filter (10 % active carbonate foam)
005 87 627 04	Housing top for WFE 2ES



Fine dust pre-filter F5

HEPA filter H12
and
active carbonate foam

Fume Extraction

Volume Extraction Units + Accessory



Order No.	Model	Description
005 36 526 99	WFE 2CS	WFE 2CS with remote control, 230 V consists of:
005 36 506 99		• WFE 2CS Fume extraction
005 87 627 01		Filter: Wide band gas filter F5, HEPA filter H12 (99.5% against particle ca. 0.3 µm) combined with wide gas filter (10 % active carbonate foam)
005 87 627 03		• Fine dust filter F5 • Remote control fixed via cord



Order No.	Model	Description
005 36 256 99	WFE 4S	Mobile fume extraction unit 230 V / 50 Hz, for volume extraction with built in turbine • Electronically controlled • 3 Operating modes • LED display for filter condition indication • Interface RS 232 for optional remote control • Dimensions 320 x 320 x 395 mm (L x W x H) • Weight 21 kg • Power input 450 VA • Sound level 51db (A) at 1 m distance • Max. vacuum 2.800 Pa • Max. extraction rate 615 m ³ /h • Max. capacity 8 work places • Standard connection pipe system 75
		consists of:
		Fume extraction unit 230 V / 50 Hz Compact filter (HEPA filter H13 + wide band gas filter 50 % active carbon / 50 % Puratex), Fine dust filter F 5

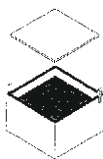
Order No.	Model	Description
005 36 496 99	WFE 4S	Mobile fume extraction unit 230 V / 50 Hz, for volume extraction with built in turbine with adhesive fume filter Same as WFE 4S, but with adhesive fume filter
		consists of:
		Fume extraction unit 230 V / 50 Hz Filter for adhesive fumes (wide band gas filter 50 % active carbon / 50 % Puratex) Fine dust filter F 7

Installation options see page 170 – 171


Fume Extraction

Volume Extraction Units + Accessory

Spare Filter for WFE 4S



Order No.	Description
005 87 358 37	Fine dust filter F 5 (10 pcs.)
005 87 358 36	Fine dust filter F 7 (10 pcs.)



Fine dust pre-filter F7

HEPA filter H13 and wide band gas filter

005 87 358 38	Compact filter (HEPA filter H13 + wide band gas filter 50 % active carbon / 50 % Puratex)
005 87 358 35	Compact filter for adhesive fumes (wide band gas filter 50 % active carbon / 50 % Puratex)



Pre-filter for WFE 2S and WFE 4S

Order No.	Description
005 87 358 62	Pre-filter for WFE 2S or WFE 4S to extend capacity

consists of:

Filters must be ordered separately.
Filter box, 1 x hose connection 75

Spare Filter for WFE 2S / WFE 4S



Order No.	Description
005 87 358 60	Pocket filtering ash F7 for large quantities of dust



005 87 359 24	Filtering ash for sticky of arrears (e.g. large quantities of liquid flux)
---------------	--

Fume Extraction

Volume Extraction Units + Accessory



Order No.	Model	Description
005 36 588 99	WFE 2X	Portable fume extraction unit 230V / 50 Hz for volume extraction

- LED for indicating filter condition
- Remote control with alarm function
- Weight 15 kg
- Power consumption 100 Watt
- Sound level 52 db (A) at 1 m distance
- Max. vacuum 2.300 Pa
- Max. extraction rate 140 m³/h
- Max. capacity 2 work places
- Switchable between 120 V / 230 V



consists of:

WFE 2X Fume Extraction Unit 100-240 V / 50/60 Hz
Compact filter (HEPA filter H13, wide band gas filter (50% active carbon / 50% Puratex))

Optional:

Pre-filter (housing, connections, filter F8)

Order No. **005 87 627 57**

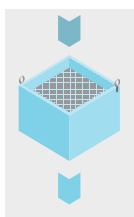
NEW



ESD microscope extraction arm

Order No.	Model	Description
005 36 580 99	WF 32	ESD microscope extraction arm, ø 32 mm

- Extraction arm for sloped and funnel nozzles
- Highly flexible
- For applications where accessibility and space is a concern, such as microscope and fine soldering work
- ESD safe.
- Minimal space required
- Optimized extraction power
- Small size saves workspace area.
- Specially designed extraction nozzle



HEPA filter H13 and wide band gas filter

Spare parts for WFE 2X

Order No.	Description
005 36 590 99	Replacement compact filter consists of: HEPA filter H13, wide band gas filter (50% active carbon, 50% Puratex)
005 36 591 99	Hanging deviar
005 36 592 99	Trolley with wheels
005 36 593 99	Remote control
005 87 627 57	Pre-filterbox WFE 2X
005 87 627 58	Fine Dust Pocket Filter F7 for prefilterbox (5 pcs.)

WFE 2X KIT

Order No.	Description
005 36 587 99	Portable fume extraction unit 100-240V for volume extraction with extraction arm for one workplace

consists of:

005 36 588 99	WFE 2X Fume extraction unit 100-240V / 50/60 Hz
005 36 579 99	KIT 1 WF 60 Sloped static extraction arm for volume extraction
	consists of:
005 36 598 99	Static extraction arm without valve
005 36 575 99	Bench mounting bracket
005 36 576 99	Extraction hose
005 36 577 99	Sloped nozzle



Fume Extraction

Volume Extraction Units + Accessory



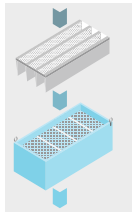
Order No.	Model	Description
005 36 586 99	WFE 8S	Mobile fume extraction unit 230 V / 50 Hz for volume extraction with built-in pre-filter for solder machines

- Electronically controlled
- 3 Operating modes
- LED display for filter condition indication
- Interface RS 232 for optional remote control
- Dimensions 402 x 796 x 1016 mm (L x W x H)
- Weight 21 kg
- Power input 450 VA
- Sound level 55 db (A) at 1 m distance
- Max. vacuum 2.800 Pa
- Max. extraction rate 615 m³/h
- Max. capacity 8 work places

consists of:

Fume extraction unit 230 V / 50 Hz
 Compact filter (HEPA filter H13, wide band gas filter)
 (50% active carbon / 50% Puratex)
 Fine dust filter F7

Spare parts for WFE 8S



Pocketfilter F7

HEPA filter H13 and
 wide band gas filter

Order No.	Description
005 36 594 99	Fine dust Pocketfilter F7
005 36 595 99	Compact filter (HEPA filter H13, wide band gas filter) (50% active carbon / 50% Puratex)

Fume Extraction

Volume Extraction Units + Accessory

Accessory for Volume Extraction

Order No.	Model	Description
005 87 358 47		Hose connection 50 for WFE 2S and WFE 4S, e.g. for the direct connection of accessories by means of 50 mm (1.96 in) extraction hose. Plastic, black.
005 87 627 67		Hose connection 60 for WFE 2S and WFE 4S, e.g. for the direct connection of accessories by means of 60 mm (in) extraction hose. Plastic, black.
005 87 358 32		Hose connection 75 for WFE 2S and WFE 4S, e.g. for connection to a stand alone system by means 75 mm (2.95 in) pipe or 75 mm (2.95 in) extraction hose. Plastic, black.
005 87 358 48		Hose connection 50, 90° for WFE 2S and WFE 4S, e.g. for the direct connection of accessories by means of 50 mm (1.96 in) extraction hose. Plastic, black.
005 87 358 33		Hose connection 75, 90° for WFE 2S and WFE 4S, e.g. for connection to a stand alone system by means of 75 mm (2.95 in) pipe or 75 mm (2.95 in) extraction hose. Plastic, black.
005 87 353 13		Extraction hose 75 , ø 75 mm (2.95 in), for connection to pipe system 75. Sold by metre. Plastic, grey/black, flexible.
005 36 576 99		Extraction hose 60 , ø 60 mm (2.36 in), 3 m (118.11 in). Plastic, grey/black, flexible.
005 87 627 56		Extraction hose 60 , 5 m
005 87 354 27		Extraction hose 60 , 1 m
005 87 627 55		Hose extention adapter , ø 60 mm
005 87 627 53		50/60 Hoseadapter for Extraction hose > 60 mm. to connect to ø 50 mm tubes or unit connector
005 87 358 79		Hose clamp 50 – 70 mm , (1.96 - 2.75 in), 2 units, for securing extraction hose 50.
005 87 358 31		Hose clamp 70 – 90 mm , (2.75 - 3.54 in), 2 units, for securing extraction hose 75.
005 36 578 99		Flexible extraction arm , 60 mm (2.36 in) diameter, for sloped and funnel nozzles. Maximum length 1 m (39.37 in), ESD safe.
005 36 577 99		WF 60 sloped nozzle for flexible and stativ extraction arm.

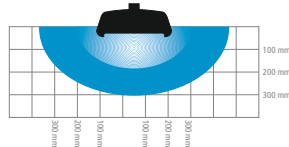
Installation options see page 170/171

Fume Extraction

Volume Extraction Units + Accessory

Accessory for Volume Extraction

Order No.	Model	Description
005 36 573 99		WF funnel nozzle 60 , for flexible and stativ extraction arm, B: 230 mm, H: 100 mm.



005 87 358 45		Exhaust hood , 200 x 100 mm (7.87 x 3.93 in), recommended for use with hot air soldering operations uses extraction hose 60.
---------------	--	---



005 36 380 99		WFDD 50 Extraction plate with 1 m (39.37 in) flexible hose, 300 x 210 mm (11.81 x 8.26 in), for adhesive and solvent fume extraction. ESD safe.
---------------	--	--



005 36 598 99		Stativ extraction arm , 60 mm diameter, flexible extraction arm. ESD safe.
---------------	--	---



005 36 574 99		WFV 60 Stop valve . Table connector for 60 mm (2.36 in) flex arm and extraction tube including air flow valve.
---------------	--	---



005 36 575 99		Bench mounting bracket . Maximum width of clamp 80 mm (3.93 in). 100 mm (3.93 in) diameter. Metal.
---------------	--	---



005 87 627 50		40 Adapter for extraction arm 60 mm for use with WFFMP 50.
---------------	--	---



005 87 627 66		T piece 60 mm for connection to fume extraction or at WFV 60 stop valve.
---------------	--	---



Installation options see page 170/171

Fume Extraction

Accessory for Tip and Volume Extraction

Pipe System 50 Tip Extraction

Tip extraction systems demand a high value and constant level of vacuum across the installation, the volume of air extracted is of lesser importance. To achieve this it is necessary to use a pipe system with relatively small diameter. The Weller pipe system 50 allows extraction installations of up to 200 m when used with the WFE 20D unit in a stand alone system. The pipe sections are designed to stick together and have internal sealing bushes. In a central system, the FE irons are connected directly to the fume extraction units.

*PEHD = Polyethylen high density

Order No.	Description
005 36 323 99	Pipe 2 m, with seal at one end, plastic, PEHD black
005 36 322 99	Right angle pipe, 90°, 0,2 m, with seal at one end, plastic, PEHD black
005 36 344 99	T-piece, 2 x 90°, 0,5 m, with 3 seals, plastic, PEHD black
005 36 321 99	Branch, 2 x 45°, 0,3 m, with 2 seals, plastic, PEHD black
005 36 319 99	Double socket, plastic, PEHD black
005 36 324 99	End seal, plastic, transparent
005 36 329 99	Pipe clamps, plastic, grey

Fume Extraction

Accessory for Tip and Volume Extraction

Pipe System 75 Volume Extraction

Volume extraction systems require a large volume of air to be extracted and the level of vacuum is of lesser importance. This means that a relatively large diameter pipe system is required. If the pipe diameter was too small the flow resistance would increase and extraction capacity reduced. The pipe system 75 allows installations up to 30 m with the WFE 4S used in a stand alone system. The pipe sections are designed to stick together and have internal sealing bushes. *PEHD = Polyethylen high density, PE = Polyethylen

Pipe System 75



Order No.	Description
005 87 358 70	Pipe 2 m, with seal at one end, plastic, PEHD black
005 87 358 69	Right angle pipe, 90°, 0,2 m, with seal at one end, plastic, PEHD black
005 87 358 71	T-piece, 2 x 90°, 0,5 m, with 3 seals, plastic, PEHD black
005 87 358 55	End seal, PE, transparent
005 87 358 64	Pipe clamps, PE, grey
005 87 358 63	Adapter PEHD pipe system 75 to pipe system 50, with 2 seals
005 87 358 56	Adapter PEHD pipe system 75 to pipe system 50, without seals

Exhaust Accessories for Blow Waste Air Out of Building

Order No.	Description
005 87 359 20	Exhaust adapter of pipe 100 to fume extraction unit WFE 20D
005 87 358 40	Exhaust adapter of pipe 100 to fume extraction unit WFE 4S
005 87 359 15	Exhaust adapter of pipe 75 to fume extraction unit WFE 2S

Remote Control

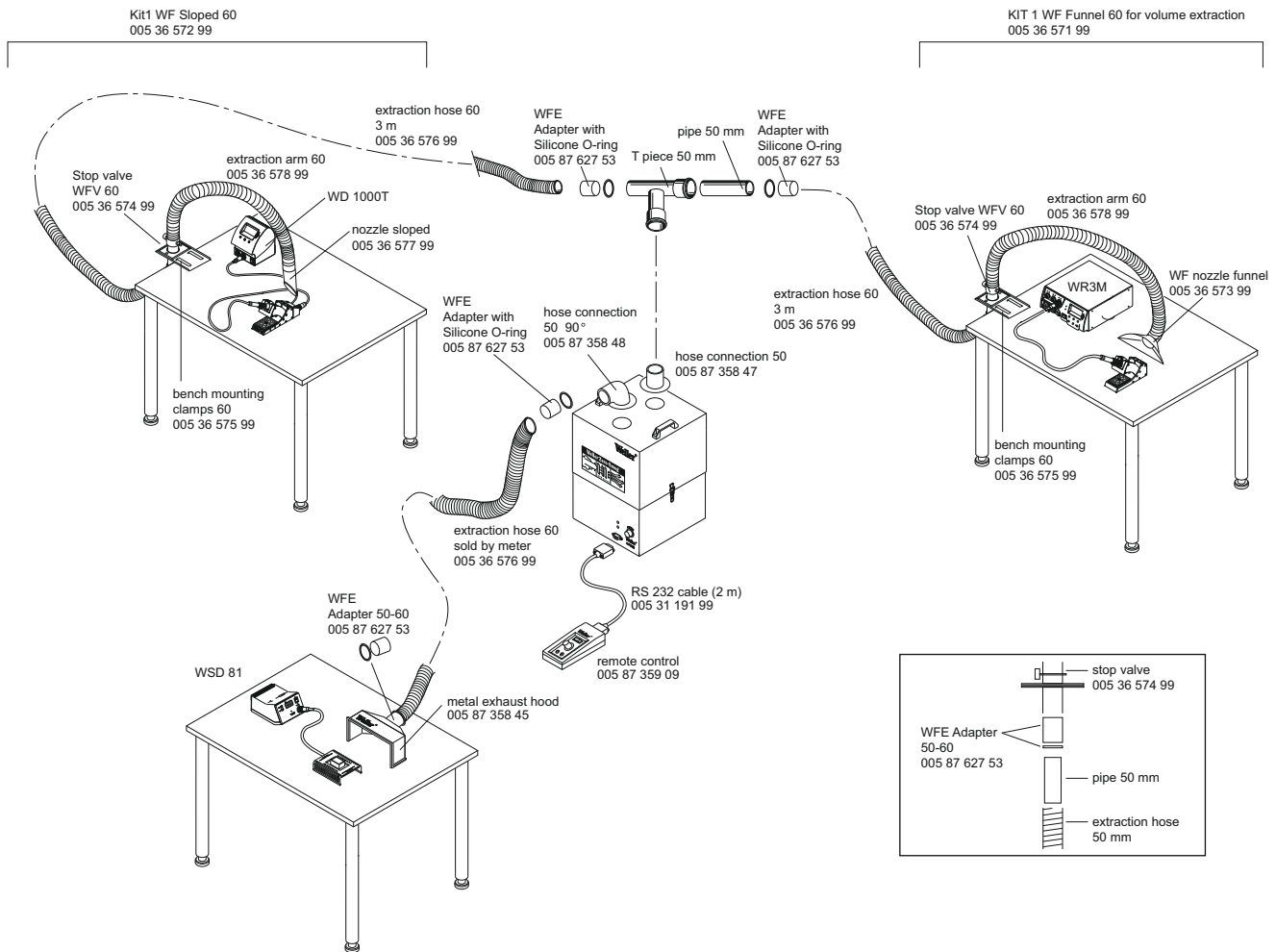


Order No.	Description
005 87 359 09	Remote control for fume extraction units WFE 20D, WFE 2S, WFE 2CS, WFE 4S and WFE 8S. Switching unit on/off, speed setting (only WFE 2S / WFE 4S), filter status display.
005 31 191 99	Interface cable RS 232, 2 m (78.74 in) for remote control or monitoring by PC (type 1:1).
005 36 593 99	Remote control for fume extraction unit WFE 2X with 2 m (78.74 in) cable

Installation Options

Installation option for a central system with WFE 2S

Total pipe length 15 m (590.55 in)



Installation Options

Installation option for a central and stand alone system with WFE 4S

Total pipe length 30 m (1181.10 in)

